



## HIGHLIGHTS

- 3747 individuals were trained across 87 trainings.
- The bulk of PD trainings focused on Observation & Assessment, Social and Emotional Development, and Management & Administration.
- There are currently 449 programs participating in Stars; 327 are center-based programs and 122 are home-based programs.
- TAs engaged in 58 communities of practice with center-based and family child care providers.

## Professional Development

Figure 1. Total Live Workshops

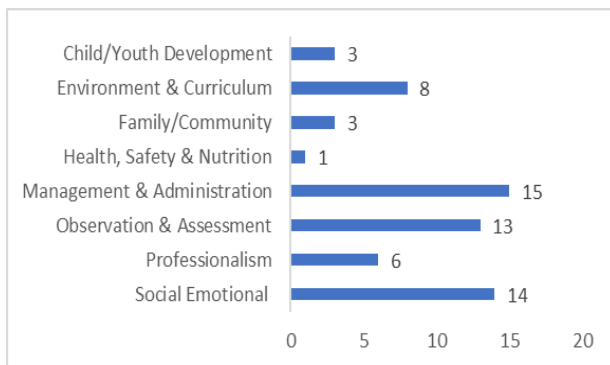


Table 1. Active Sponsoring Agencies

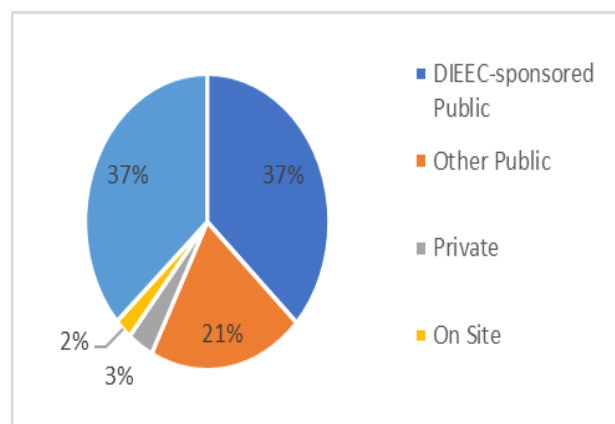
Andrea Prettyman
Delaware Association for the Education of Young Children
Delaware Institute for Excellence in Early Childhood (DIEEC)
DSCYF Project Best
New Directions Early Head Start

There were 63 live trainings conducted during the quarter and several of these trainings included multiple sessions. Trainings were sponsored by 5 organizations. The most common type of live workshop conducted was focused on Management & Administration.

Table 2. Trainings Offered January 1— March 31, 2021

Type of Training	Total		
	Trainings Offered	Individuals Trained	Total Hours
DIEEC- sponsored Public	32	645	110
Other Public	18	118	38.5
Private	3	48	16.5
On Site	2	71	5
DEPD Now	32	2865	250
<b>TOTALS</b>	<b>87</b>	<b>3747</b>	<b>420</b>

Figure 2. Models for Trainings

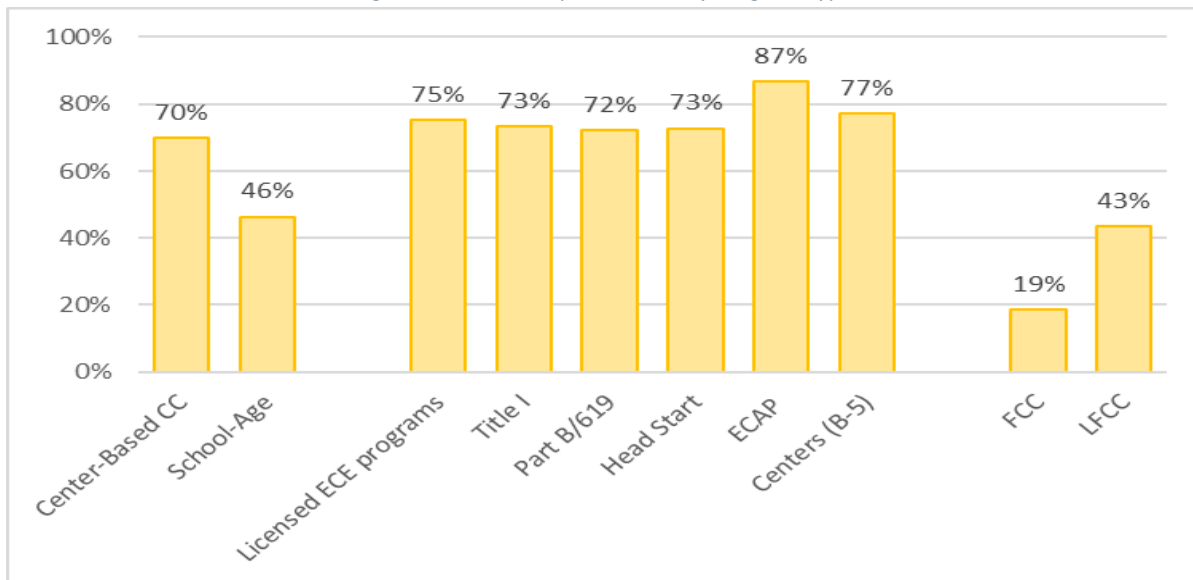


3747 individuals were trained across 87 trainings this quarter. Trainings were comprised of various models, including DIEEC-sponsored public trainings, non-DIEEC (other) public trainings, private, on site, and pre-existing DEP Now trainings. All trainings are currently virtual.



## Delaware Stars

Figure 3. Stars Participation Rates by Program Type



As is shown in Figure 3, 70% of child care centers in Delaware are participating in Delaware Stars. Additionally, 19% of FCC and 43% of LFCC participate in Stars, as of March 31, 2021. Participation rates for Title 1, Part B/619, Head Start, and ECAP programs are also presented, as of January 2021. These latter participation rates will be updated again in January 2022.

Figure 4. Star Level Breakdown for Center-based Programs

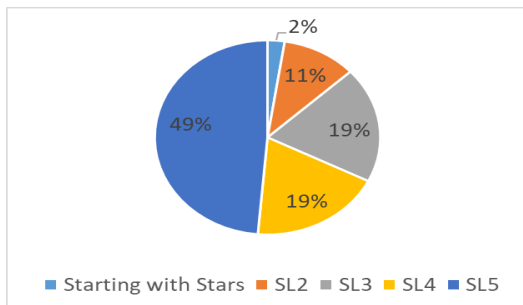
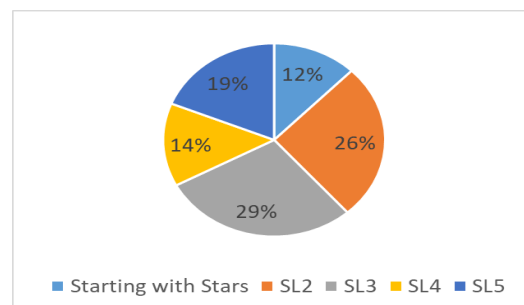


Figure 5. Star Level Breakdown for L/FCC



As was presented in the previous quarterly data report, there are large differences in the star level breakdown for center-based and L/FCC programs. Just about half of all center-based programs are SL5, compared to just 19% of L/FCC programs. Additionally, just 13% of center-based programs are SL1 and SL2, while 38% of L/FCC programs are SL1 and SL2.

Table 3. Quarterly Stars Program Updates

	Centers	L/FCC
Total closures	8	1
Total withdrawals	0	0
Total enrollments	0	1
Total placed on OCCL enforcement	1	1
Total removed from OCCL enforcement	4	2

Table 4. Number of Programs at Each Star Level

	Centers	L/FCC	Total
Starting with Stars	8	15	23
Star Level 2	35	32	67
Star Level 3	63	35	98
Star Level 4	62	17	79
Star Level 5	159	23	182
TOTALS	327	122	449

During the current quarter, 9 programs closed, 1 program enrolled, 42 programs were placed on OCCL enforcement action, and 36 programs were removed from OCCL enforcement action. The total numbers of center-based and L/FCC programs at each star level are also reported. While there is no star level movement at this time, the star level breakdown shifts each quarter due to closures, withdrawals, new enrollments, and OCCL enforcement action.