



HIGHLIGHTS

- 3,214 individuals were trained across 85 trainings.
- The bulk of PD trainings focused on Environment & Curriculum, Observation and Assessment and Management & Administration.
- There are currently 456 programs participating in Stars; 327 center-based and 129 large family child care and family child care (L/FCC) programs.
- Eight new programs enrolled in Delaware Stars during the current quarter; 1 center-based and 7 L/FCC programs.

Professional Development

Figure 1. Total Live Workshops

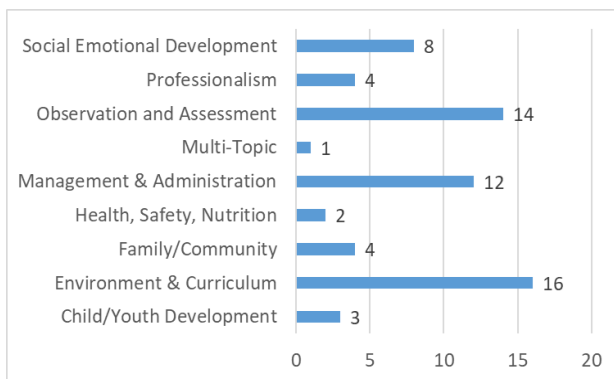


Table 1. Active Sponsoring Agencies

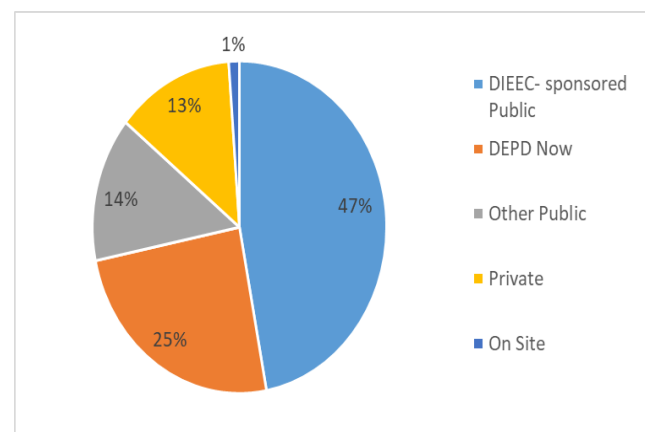
Andrea Prettyman
Children & Families First
Children's Beach House
Delaware Association for the Education of Young Children (DEAEYC)
Delaware Institute for Excellence in Early Childhood (DIEEC)
Delaware Museum of Natural History - Wilmington
Dionne Patterson
Nemours BrightStart!

There were 64 live trainings conducted during the quarter and several of these trainings included multiple sessions. Trainings were sponsored by 8 organizations. The most common type of live workshop conducted was focused on Environment & Curriculum.

Table 2. Trainings Offered April 1— June 30, 2021

Type of Training	Trainings Offered	Total Individuals Trained	Total Hours
DIEEC- sponsored Public	40	420	152
Other Public	12	26	30.5
Private	11	99	30.5
On Site	1	15	3
DEPD Now	21	2654	89
TOTALS	85	3214	305

Figure 2. Models for Trainings

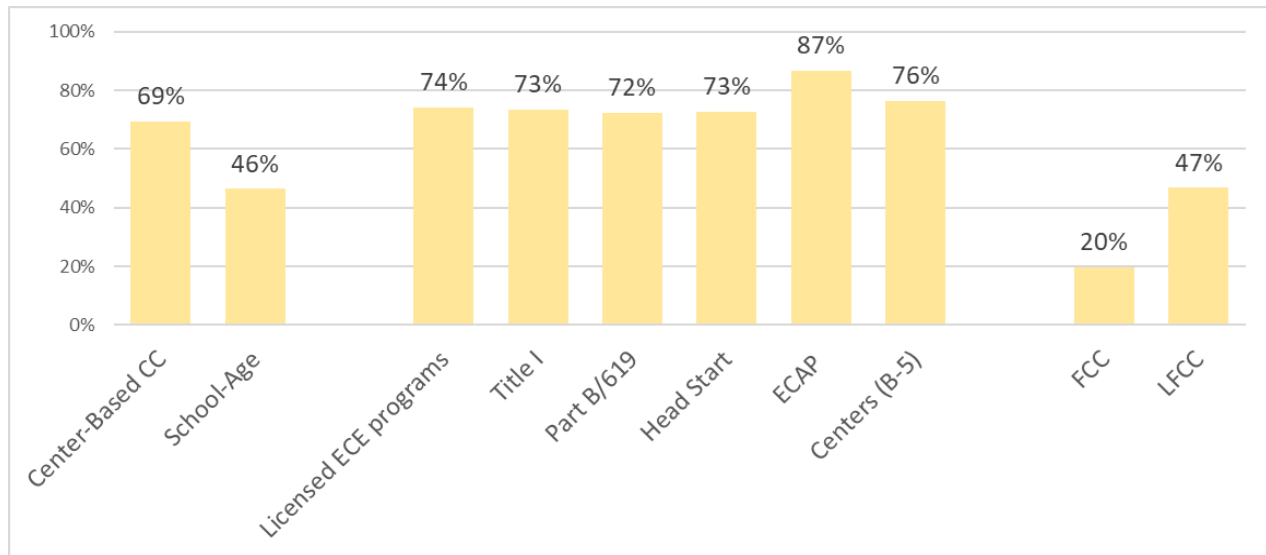


3214 individuals were trained across 85 trainings this quarter. Trainings were comprised of various models, including DIEEC-sponsored public trainings, non-DIEEC (other) public trainings, private, on site, and pre-existing DEP Now trainings. All trainings are currently virtual.



Delaware Stars

Figure 3. Stars Participation Rates by Program Type



As is shown in Figure 3, 69% of child care centers in Delaware are participating in Delaware Stars. Additionally, 20% of FCC and 47% of LFCC participate in Stars, as of June 30, 2021. Participation rates for Title I, Part B/619, Head Start, and ECAP programs are also presented, as of January 2021. These latter participation rates will be updated again in January 2022.

Figure 4. Star Level Breakdown for Center-based Programs

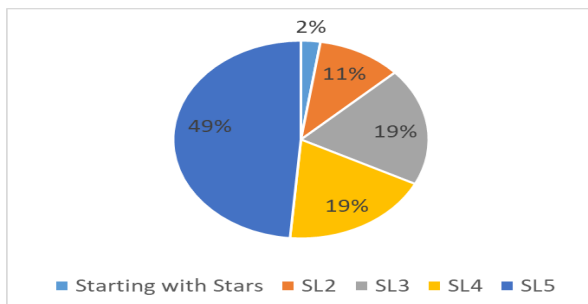
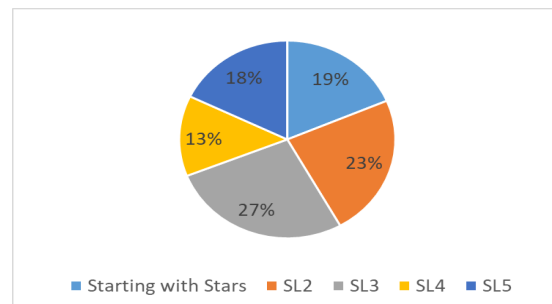


Figure 5. Star Level Breakdown for L/FCC



There are large differences in the star level breakdown for center-based and L/FCC programs. Just about half of all center-based programs are SL5, compared to just 18% of L/FCC programs. Additionally, just 13% of center-based programs are SL1 and SL2, while 42% of L/FCC programs are SL1 and SL2.

Table 3. Quarterly Stars Program Updates

	Centers	L/FCC
Total closures	2	2
Total withdrawals	0	0
Total enrollments	1	7
Total placed on OCCL enforcement	1	0
Total removed from OCCL enforcement	1	2

Table 4. Number of Programs at Each Star Level

	Centers	L/FCC	Total
Starting with Stars	8	24	32
Star Level 2	35	30	65
Star Level 3	63	35	98
Star Level 4	62	17	79
Star Level 5	159	23	182
TOTALS	327	129	456

During the current quarter, 4 programs closed, 8 programs enrolled, 1 program was placed on OCCL enforcement action, and 3 programs were removed from OCCL enforcement action. The total numbers of center-based and L/FCC programs at each star level are also reported. While there is no star level movement at this time, the star level breakdown shifts each quarter due to closures, withdrawals, new enrollments, and OCCL enforcement action — and specifically this quarter due to new enrollments..